

Minoo Khazan, Farzin Hadizadeh, and Abbas Shafiee*

Department of Chemistry, Faculty of Pharmacy, The Medical Sciences University of Tehran, Tehran, Iran

Received December 12, 1996

Revised May 22, 1997

Reaction of methyllithium with 1-methyl-2-imidazolecarboxaldehyde afforded the corresponding alcohol **2**. Oxidation of compound **2** with manganese dioxide gave 2-acetyl-1-methylimidazole (**3**). Using compound **3** and substituted isatins **4**, the corresponding quinoline-4-carboxylic acids (**5**) were prepared. The reaction of acid imidazolides of **5** with appropriate amines yielded the amides **6**. Carbamic acid esters **10** were prepared by the Curtius rearrangement in good yield. Substituted quinolin-4-amines **13** were obtained by the acid hydrolysis of compound **10** ($R_1 = t\text{-Bu}$). Alkylation of amines **13** with dialkylaminoalkyl chlorides gave compounds **14**.

J. Heterocyclic Chem., **34**, 1543 (1997).

In view of the potential biological activity of 2-phenylquinoline-4-carboxamides as analgesic, tranquilizer, antitumor and antitubercular [1,4], carbamic acid esters as antibacterial, antifungal and local anesthetic [5,8]; 2-aryl(or 2-heteroaryl)quinolin-4-amines as anti-HIV-1 [9] and quinolin-4-amines as antimalarial [10] and in continuation of our research interest on the chemistry and biological activities of 2-arylquinolines [11,13], we now report the syntheses of the title compounds.

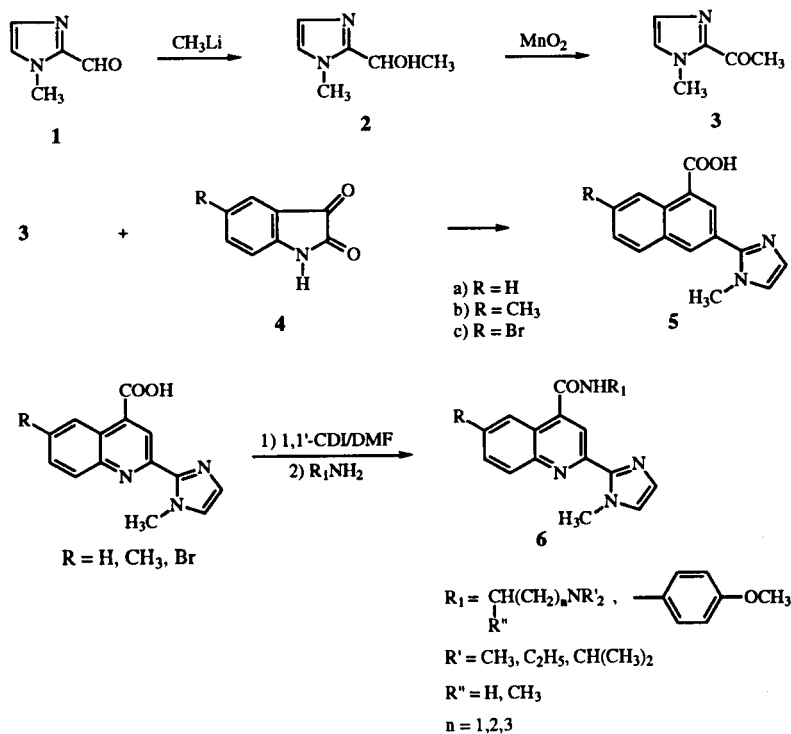
The most common approach employed for the synthesis of 2-(1-methyl-2-imidazolyl)quinoline-4-carboxylic acid (**5**), the key intermediate for the preparation of the desired compounds, was the condensation of aryl ketones with

isatic acid in alcoholic potassium hydroxide solution (Pfitzinger reaction) [14].

The usual method for the preparation of 1-(1-methyl-2-imidazolyl)ethanol (**2**), namely the reaction of *n*-butyllithium with 1-methylimidazole and acetaldehyde did not give compound **2**. However the latter could be prepared from the reaction of methyllithium with 1-methyl-2-imidazolecarboxaldehyde (**1**) [15]. Oxidation of compound **2** with manganese dioxide gave 2-acetyl-1-methylimidazole (**3**). Using compound **3** and substituted isatins **4** the corresponding quinoline-4-carboxylic acids were prepared (Scheme 1).

The usual method for the preparation of the carboxamide **6**, namely the reaction of acid **5** with thionyl chloride

Scheme 1



and the subsequent reaction of the acid halide with an amine did not give the desired compound 6. However, compounds 6 could be synthesized by treating the corresponding acid imidazolides with the appropriate amines [16] (Scheme 1).

Carbamic acid esters 10 were prepared by the reaction of 4-quinolinylisocyanate intermediates 9 with the corresponding alcohols (Scheme 2). The intermediate isocyanate 9, could be prepared by different methods, namely, the thermal Curtius rearrangement of aroyl azides in toluene [17], the Hofmann reaction of amides [18] the Lossen rearrangement of hydroxamic acids [19], the Schmidt degradation [20] and finally the Neber rearrangement in which the leaving group from nitrogen is *p*-toluenesulphonate or hydrogen sulphate ion, using hydroxylamine-*O*-sulphonic acid [21]. In our case the Neber

rearrangement of compound 7 gave the desired compound 10 in low yield. However, we could obtain compound 10 by the Curtius rearrangement in good yield.

Quinolins-4-amines 13 could be prepared by different methods, such as acid or base catalyzed hydrolysis of isocyanate intermediate 10 [22], direct amine substitution of 4-haloquinolines [23] and condensation of 2-(trifluoromethyl)aniline with aryl ketone and subsequent cyclization by lithium amide [24]. In this work all the above methods failed. However, we could prepare the desired amines 13 through acid hydrolysis of *tert*-butyl carbamate (10, $R_1 = t\text{-Bu}$) [22]. Subsequent alkylation of amines 13 with dialkylaminoalkyl chlorides [25] gave compounds 14 (Scheme 2). The physical constants of the compounds prepared are summarized in Tables 1 and 2.

Scheme 2

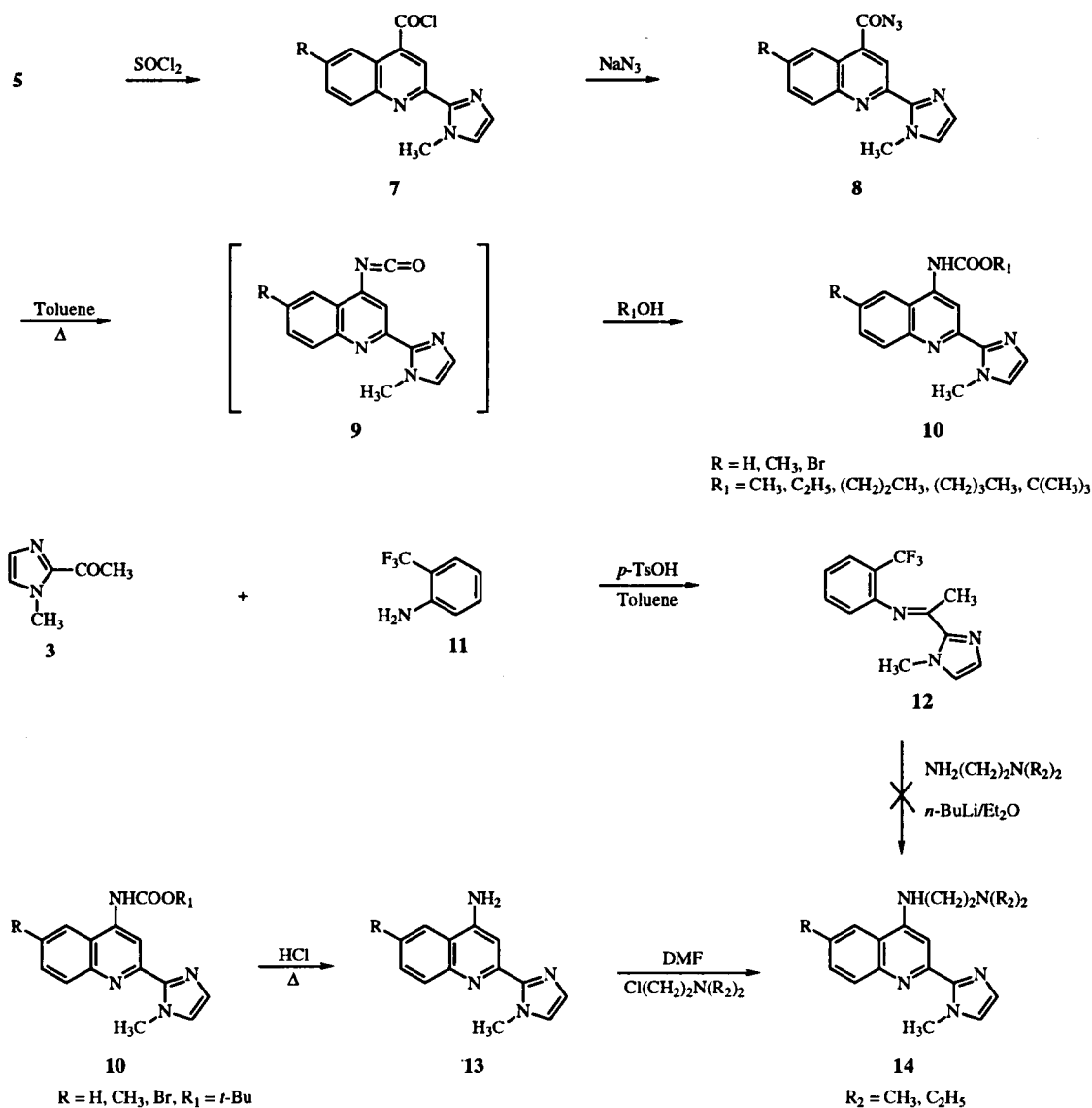
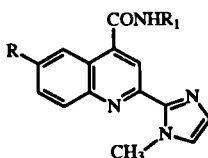


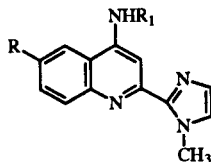
Table 1
Melting Points, Yields and Crystallization Solvents for 2-(1-Methyl-2-imidazolyl)quinoline-4-carboxamides 6



| Compound | R | R ₁ | mp (°C) | Yield (%) | Crystallization solvent | Formula | Calcd. C% | Found C% | Calcd. H% | Found H% | Calcd. N% | Found N% |
|----------|-----------------|--|---------|-----------|---------------------------|--|-----------|----------|-----------|----------|-----------|----------|
| 6a | H | (CH ₂) ₂ N(CH ₃) ₂ | 130-131 | 55 | Et ₂ O | C ₁₈ H ₂₁ N ₅ O | 66.87 | 66.69 | 6.50 | 6.57 | 21.67 | 21.34 |
| 6b | H | (CH ₂) ₂ N(C ₂ H ₅) ₂ | 112-118 | 52 | Et ₂ O | C ₂₀ H ₂₅ N ₅ O | 68.38 | 68.25 | 7.12 | 7.19 | 19.94 | 19.66 |
| 6c | H | (CH ₂) ₃ N(CH ₃) ₂ | 116-120 | 53 | Acetone-hexane | C ₁₉ H ₂₃ N ₅ O | 67.66 | 67.73 | 6.82 | 6.43 | 20.77 | 20.49 |
| 6d | H | (CH ₂) ₃ N(C ₂ H ₅) ₂ | 113-115 | 54 | Et ₂ O | C ₂₁ H ₂₇ N ₅ O | 69.04 | 69.32 | 7.40 | 7.37 | 19.18 | 19.27 |
| 6e | H | CH(CH ₃)CH ₂ N(CH ₃) ₂ | [a] | 50 | [b] | C ₁₉ H ₂₃ N ₅ O | 67.66 | 67.48 | 6.82 | 6.54 | 20.77 | 20.91 |
| 6f | H | (CH ₂) ₂ N[CH(CH ₃) ₂] ₂ | 116-118 | 52 | Hexane | C ₂₂ H ₂₉ N ₅ O | 69.66 | 69.79 | 7.65 | 7.95 | 18.47 | 18.63 |
| 6g | H | CH(CH ₃)(CH ₂) ₃ N(C ₂ H ₅) ₂ | [a] | 53 | [b] | C ₂₃ H ₃₁ N ₅ O | 70.23 | 70.41 | 7.89 | 7.67 | 17.81 | 17.57 |
| 6h | H | <i>p</i> -C ₆ H ₄ -OCH ₃ | 207-210 | 66 | EtOH | C ₂₂ H ₂₉ N ₅ O ₂ | 70.39 | 70.43 | 5.03 | 5.37 | 15.64 | 15.47 |
| 6i | CH ₃ | (CH ₂) ₂ N(CH ₃) ₂ | 164-167 | 56 | Acetone-hexane | C ₁₉ H ₂₃ N ₅ O | 67.66 | 67.37 | 6.82 | 6.91 | 20.77 | 20.63 |
| 6j | CH ₃ | (CH ₂) ₂ N(C ₂ H ₅) ₂ | 117-119 | 47 | Hexane | C ₂₁ H ₂₇ N ₅ O | 69.04 | 69.31 | 7.40 | 7.66 | 19.18 | 19.23 |
| 6k | CH ₃ | (CH ₂) ₃ N(CH ₃) ₂ | 146-148 | 54 | Acetone-Et ₂ O | C ₂₀ H ₂₅ N ₅ O | 68.38 | 68.49 | 7.12 | 7.32 | 19.94 | 19.71 |
| 6l | CH ₃ | (CH ₂) ₃ N(C ₂ H ₅) ₂ | 129-131 | 29 | Hexane | C ₂₂ H ₂₉ N ₅ O | 69.66 | 69.42 | 7.65 | 7.43 | 18.47 | 18.29 |
| 6m | CH ₃ | CH(CH ₃)CH ₂ N(CH ₃) ₂ | 147-149 | 49 | Et ₂ O | C ₂₀ H ₂₅ N ₅ O | 68.38 | 68.42 | 7.12 | 7.08 | 19.94 | 19.76 |
| 6n | CH ₃ | (CH ₂) ₂ N[CH(CH ₃) ₂] ₂ | 109-110 | 52 | Hexane | C ₂₃ H ₃₁ N ₅ O | 70.23 | 70.11 | 7.89 | 7.95 | 17.81 | 17.93 |
| 6o | CH ₃ | CH(CH ₃)(CH ₂) ₃ N(C ₂ H ₅) ₂ | 133-137 | 30 | Et ₂ O | C ₂₄ H ₃₃ N ₅ O | 70.76 | 70.85 | 8.11 | 8.33 | 17.20 | 17.14 |
| 6p | CH ₃ | <i>p</i> -C ₆ H ₄ -OCH ₃ | 251-253 | 30 | Et ₂ O | C ₂₂ H ₂₉ N ₅ O ₂ | 70.97 | 70.83 | 5.38 | 5.41 | 15.05 | 15.25 |
| 6q | Br | (CH ₂) ₂ N(CH ₃) ₂ | 193-195 | 65 | MeOH | C ₁₈ H ₂₀ N ₅ OBr | 53.73 | 53.51 | 4.98 | 4.67 | 17.41 | 17.63 |
| 6r | Br | (CH ₂) ₂ N(C ₂ H ₅) ₂ | 110-112 | 43 | Hexane | C ₂₀ H ₂₄ N ₅ OBr | 55.81 | 55.97 | 5.58 | 5.47 | 16.28 | 16.16 |
| 6s | Br | (CH ₂) ₃ N(CH ₃) ₂ | 156-159 | 43 | Acetone | C ₁₉ H ₂₂ N ₅ OBr | 54.81 | 54.61 | 5.29 | 5.31 | 16.83 | 16.70 |
| 6t | Br | (CH ₂) ₃ N(C ₂ H ₅) ₂ | 133-138 | 41 | Hexane | C ₂₁ H ₂₆ N ₅ OBr | 56.76 | 56.79 | 5.86 | 5.63 | 15.77 | 15.49 |
| 6u | Br | CH(CH ₃)CH ₂ N(CH ₃) ₂ | 171-174 | 30 | Acetone | C ₁₉ H ₂₂ N ₅ OBr | 54.81 | 54.89 | 5.29 | 5.34 | 16.83 | 16.61 |
| 6v | Br | (CH ₂) ₂ N[CH(CH ₃) ₂] ₂ | 55-60 | 41 | Petroleum ether | C ₂₂ H ₂₈ N ₅ OBr | 57.64 | 57.43 | 6.11 | 6.32 | 15.28 | 15.39 |
| 6w | Br | CH(CH ₃)(CH ₂) ₃ N(C ₂ H ₅) ₂ | 150-154 | 26 | Acetone | C ₂₃ H ₃₀ N ₅ OBr | 58.47 | 58.69 | 6.36 | 6.17 | 14.83 | 14.91 |
| 6x | Br | <i>p</i> -C ₆ H ₄ -OCH ₃ | 262-264 | 33 | EtOH | C ₂₁ H ₁₇ N ₄ O ₂ Br | 57.67 | 57.34 | 3.89 | 3.92 | 12.81 | 12.74 |

[a] This compound was separated as an oil. [b] This compound was purified by thin layer chromatography.

Table 2
Melting Point, Yields and Crystallization Solvents for Compounds 10, 13 and 14



| Compound | R | R ₁ | mp (°C) | Yield (%) | Crystallization Solvent | Formula | Calcd. C% | Found C% | Calcd. H% | Found H% | Calcd. N% | Found N% |
|----------|-----------------|--|---------|-----------|---------------------------|--|-----------|----------|-----------|----------|-----------|----------|
| 10a | H | COOCH ₃ | [a] | 35 | [b] | C ₁₅ H ₁₄ N ₄ O ₂ | 63.83 | 63.68 | 4.96 | 4.76 | 19.86 | 19.54 |
| 10b | H | COOC ₂ H ₅ | [a] | 32 | [b] | C ₁₆ H ₁₆ N ₄ O ₂ | 64.86 | 64.97 | 5.41 | 5.63 | 18.92 | 18.64 |
| 10c | H | COO(CH ₂) ₂ CH ₃ | [a] | 29 | [b] | C ₁₇ H ₁₈ N ₄ O ₂ | 65.81 | 65.61 | 5.81 | 5.70 | 18.06 | 18.21 |
| 10d | H | COO(CH ₂) ₃ CH ₃ | [a] | 12 | [b] | C ₁₈ H ₂₀ N ₄ O ₂ | 66.67 | 66.69 | 6.17 | 6.19 | 17.28 | 17.43 |
| 10e | H | COOC(CH ₃) ₃ | 165-168 | 7 | Acetone-Et ₂ O | C ₁₈ H ₂₀ N ₄ O ₂ | 66.67 | 66.73 | 6.17 | 6.23 | 17.28 | 17.16 |
| 10f | CH ₃ | COOCH ₃ | 179-182 | 29 | Acetone-hexane | C ₁₆ H ₁₆ N ₄ O ₂ | 64.86 | 64.55 | 5.41 | 5.67 | 18.92 | 18.74 |
| 10g | CH ₃ | COOC ₂ H ₅ | 141-143 | 21 | EtOH | C ₁₇ H ₁₈ N ₄ O ₂ | 65.81 | 65.69 | 5.81 | 5.51 | 18.06 | 18.26 |
| 10h | CH ₃ | COOC(CH ₃) ₃ | 96-100 | 75 | Et ₂ O | C ₁₉ H ₂₂ N ₄ O ₂ | 67.46 | 67.26 | 6.51 | 6.22 | 16.57 | 16.71 |
| 10i | Br | COOCH ₃ | 183-186 | 27 | [b] | C ₁₅ H ₁₃ N ₄ O ₂ Br | 49.86 | 49.73 | 3.60 | 3.25 | 15.51 | 15.78 |
| 10j | Br | COOC(CH ₃) ₃ | 191-195 | 99 | Et ₂ O | C ₁₈ H ₁₉ N ₄ O ₂ Br | 53.60 | 53.81 | 4.71 | 4.44 | 13.90 | 13.95 |
| 13a | H | H | 150-152 | 95 | Acetone-Et ₂ O | C ₁₃ H ₁₂ N ₄ | 69.64 | 69.94 | 5.36 | 5.63 | 25.00 | 25.31 |
| 13b | CH ₃ | H | 150 | 89 | Acetone | C ₁₄ H ₁₄ N ₄ | 70.59 | 70.29 | 5.88 | 5.67 | 23.53 | 23.72 |
| 13c | Br | H | 200-205 | 99 | MeOH | C ₁₃ H ₁₁ N ₄ Br | 51.49 | 51.39 | 3.63 | 3.82 | 18.48 | 18.61 |
| 14a | H | CH ₂ CH ₂ N(CH ₃) ₂ | [a] | 11.5 | [b] | C ₁₇ H ₂₁ N ₅ | 69.15 | 69.18 | 7.12 | 7.31 | 23.73 | 23.95 |

| Compound | R | R ₁ | mp (°C) | Yield (%) | Table 2 (continued) | | Calcd. C% | Found C% | Calcd. H% | Found H% | Calcd. N% | Found N% |
|----------|-----------------|--|---------|-----------|-------------------------|--|-----------|----------|-----------|----------|-----------|----------|
| | | | | | Crystallization Solvent | Formula | | | | | | |
| 14b | CH ₃ | CH ₂ CH ₂ N(CH ₃) ₂ | [a] | 12 | [b] | C ₁₈ H ₂₃ N ₅ | 69.90 | 69.97 | 7.44 | 7.23 | 22.65 | 22.93 |
| 14c | CH ₃ | CH ₂ CH ₂ N(C ₂ H ₅) ₂ | 113-115 | 25 | [b] | C ₂₀ H ₂₇ N ₅ | 71.22 | 71.15 | 8.01 | 8.21 | 20.77 | 20.54 |

[a] This compound was separated as an oil. [b] This compound was purified by thin layer chromatography.

EXPERIMENTAL

Melting points were determined on a Kofler hot stage apparatus and are uncorrected. The ir spectra were obtained using a Perkin-Elmer Model 267 spectrograph (potassium bromide disks). The ¹H-nmr spectra were recorded on a Bruker FT-80 or Varian 400 unity plus spectrometers and chemical shifts (δ) are in ppm relative to internal tetramethylsilane. Mass spectra were run on a Finnigan TSQ-70 spectrometer at 70 eV. All compounds gave satisfactory C, H, N analyses within ±0.4%.

1-(1-Methyl-2-imidazolyl)ethanol 2.

To a stirring solution of 1-methyl-2-imidazolecarboxaldehyde (1, 5 g, 40 mmoles) [26] in 250 ml of anhydrous diethyl ether was added dropwise 50 ml of methylolithium (1.5 M in hexane). During the addition the reaction mixture was maintained under a nitrogen atmosphere and the temperature was maintained below 5°. After stirring for 4 hours at 0°, the mixture was allowed to warm to room temperature, stirred for one hour, and then quenched with 150 ml of water. The aqueous phase was continuously extracted with ethyl acetate for 16 hours. Evaporation of the ethyl acetate extract under vacuum yielded 2 as a yellow oil which crystallized on standing. Recrystallization from benzene-hexane yielded 2 (4.24 g, 74%) of colorless prisms, mp 82-83.5° (lit [15], mp 82-83.5°).

2-Acetyl-1-methylimidazole 3.

To a stirring solution of compound 2 (11.5 g, 93 mmoles) in 200 ml of chloroform was added manganese dioxide (58 g). The mixture was refluxed for 2 hours and filtered. The solvent was removed under reduced pressure to afford 9.6 g (85%) of compound 3, bp 104-105°/15 mm (lit [26], bp 61° at 1 mm Hg); ir: ν_{\max} 1680 cm⁻¹ (C=O); ¹H-nmr (deuteriochloroform): 2.60 (s, 3H, CH₃), 3.90 (s, 3H, MeN), 7.01 ppm (s, 1H, imidazole).

2-(1-Methyl-2-imidazolyl)quinoline-4-carboxylic Acids 5a-c.

Compounds 5a-c were prepared by the following general procedure: A mixture of compound 3 (6.2 g, 50 mmoles) and substituted isatin 4 (50 mmoles) in 50% aqueous ethanol (65 ml) containing potassium hydroxide (12.88 g, 0.23 mole) was heated under reflux for 2 hours and then diluted with 50% aqueous ethanol to obtain a homogeneous mixture. This was filtered and acidified with acetic acid and the precipitate was collected, washed with 30% aqueous ethanol, and recrystallized from dimethylformamide to give compounds 5 (yield 33-84%), the spectral data for 5a (R = H) is given as an example; ir: 3120 (aromatic), 1690 cm⁻¹ (C=O); ms: m/z (%) 253 (M⁺, 70), 208 (100), 128 (10), 101 (8), 57 (8), 43 (11).

2-(1-Methyl-2-imidazolyl)quinoline-4-carboxamides 6a-x.

Compounds 6a-x were prepared by the following general procedure: 5 (1 mole) was suspended in dry dimethylformamide (10

ml/g) and treated with 1,1'-carbonyldiimidazole (1.5 moles) at 20-40° for 20 minutes. The homogeneous mixture was then cooled to 5° and treated with the appropriate amine (2.5 moles at 20° for 15 minutes). The solvent was removed under reduced pressure, and the residue was partitioned between dichloromethane and diluted aqueous sodium bicarbonate. The organic layer yielded 6 (yield 26-66%). Purification of each product was obtained by crystallization from the appropriate solvent. The spectral data for 6a is given as an example; ir (potassium bromide): 3240 (NH), 3060 (aromatic), 1670 cm⁻¹ (C=O); ¹H-nmr (deuteriochloroform): 2.29 (s, 6H, N(CH₃)₂), 2.60 (t, 2H, CH₂-N), 3.65 (q, 2H, CH₂NH), 4.30 (s, 3H, N-CH₃ imidazole), 6.80 (bs, 1H, NH), 7.04 (d, 1H, H₅-imidazole, J = 0.8 Hz), 7.16 (d, 1H, H₄ imidazole, J = 0.8 Hz), 7.60 (m, 2H, H_{6,7}-quinoline), 8.06 (dd, 1H, H₈-quinoline, J_{7,8} = 8.4 Hz, J_{6,8} = 1.2 Hz), 8.30 (dd, 1H, H₅-quinoline, J_{5,6} = 8.4 Hz, J_{5,7} = 1.2 Hz), 8.40 (s, 1H, H₃-quinoline), ms: m/z (%), 323 (M⁺, 70), 280 (12), 265 (23), 253 (65), 237 (12), 208 (90), 71 (92), 58 (100).

Anal. Calcd. for C₁₈H₂₁N₅O: C, 66.87; H, 6.50; N, 21.67. Found: C, 66.69; H, 6.57; N, 21.34.

2-(1-Methyl-2-imidazolyl)quinoline-4-carboxylazides 8.

To a stirring mixture of 2-(1-methyl-2-imidazolyl)quinoline-4-carboxyl chloride 7 (0.1 mole), which was in turn synthesized by treating the corresponding acid 5 with thionyl chloride, in acetone (30 ml) at 0° was added dropwise a solution of sodium azide (6.5 g, 0.1 mole) in 15 ml of water. The reaction mixture was stirred for an additional hour. The precipitate was filtered, washed with water and dried at room temperature under reduced pressure to give 8 in 80% yield, mp 210-215°; ir (potassium bromide): 3100 (aromatic), 2150 (azide), 1695 cm⁻¹ (C=O).

2-(1-Methyl-2-imidazolyl)quinoline-4-carbamic Acid Esters 10a-j.

These compounds 10a-j were prepared by the following general methods.

Method A.

A solution of 2-(1-methyl-2-imidazolyl)quinoline-4-carboxyl azide 8 (0.01 mole) with the corresponding alcohol (20 ml) was refluxed for 12 hours. The solvent was evaporated and the residue was crystallized from the appropriate solvent or purified by thin layer chromatography.

Method B.

A solution of 8 (0.01 mole) in 30 ml of dry benzene was refluxed for 4 hours. The corresponding alcohol (0.01 mole) was added to the reaction mixture and refluxing was continued for 3 hours. The solvent was evaporated and the residue was purified by thin layer chromatography. The spectral data for compound 10a (R = H, R₁ = CH₃) is given as an example; ir (potassium bromide): 1740 cm⁻¹ (C=O); ¹H-nmr (deuteriochloroform): 3.82 (s, 3H, O-CH₃), 4.22 (s, 3H, N-CH₃), 6.99 (d, 1H, H₅-imidazole, J = 1 Hz), 7.16 (d, 1H, H₄-imidazole, J = 1 Hz), 8.05-7.43 (m,

4H, H_{5,6,7,8}-quinoline), 8.78 (s, 1H, H₃-quinoline); ms: m/z (%) 282 (M⁺, 40), 249 (100), 223 (28), 208 (43), 196 (30).

Anal. Calcd. for C₁₅H₁₄N₄O₂: C, 63.83; H, 4.96; N, 19.86. Found: C, 63.68; H, 4.76; N, 19.54.

2-(1-Methyl-2-imidazolyl)quinolin-4-amines 13a-c.

Compounds 13a-c were prepared by the following general procedure.

A solution of 2-(1-methyl-2-imidazolyl)quinoline-4-carbamic acid *t*-butyl ester, 10e,h,j, in excess concentrated hydrochloric acid was heated for 2 days. The hydrochloric acid was evaporated under reduced pressure and the residue was made alkaline by sodium hydroxide solution and extracted with chloroform. The organic extract was evaporated and crystallized from methanol. The spectral data of compound 13a is given as an example; ir (potassium bromide): 3408, 3330 (NH₂), 3240 (NH), 1650 cm⁻¹ (NH₂); ¹H-nmr (deuteriochloroform): 4.28 (s, 3H, N-CH₃ imidazole), 7.00 (d, 1H, H₅-imidazole, J = 1.1 Hz), 7.13 (d, 1H, H₄-imidazole, J = 1.1 Hz), 7.59 (s, 1H, H₃-quinoline), 8.02-7.35 (m, 4H, H_{5,6,7,8}-quinoline); ms: m/z (%), 224 (M⁺, 70), 223 (100), 170 (14).

Anal. Calcd. for C₁₃H₁₂N₄: C, 69.64; H, 5.36; N, 25.00. Found: C, 69.94; H, 5.63; N, 25.31.

N-[2-(Dialkylamino)ethyl]-2-(1-methyl-2-imidazolyl)quinoline-4-amines 14a-c.

Compounds 14a-c were prepared by the following procedure: To a stirring solution of 13a-c (2 mmoles) in dimethylformamide (10 ml) was added freshly distilled 2-(dialkylamino)ethyl chloride (10 ml). The mixture was kept at 120° for 14 hours. The mixture was made alkaline with aqueous sodium hydroxide and continuously extracted with chloroform. The organic extract was evaporated and the residue was purified by thin layer chromatography to give 14a-c (yield 12-25%). The spectral data for compound 14c is given as an example; ir (potassium bromide): 3320 (NH), 3210 (NH), 3120 (aromatic), 1645 cm⁻¹ (NH-bending); ¹H-nmr (deuteriochloroform): 0.89 (t, 6H, CH₃), 2.46 (q, 4H, CH₂), 2.58 (s, 3H, CH₃-quinoline), 2.80 (t, 2H, CH₂NEt₂), 4.05 (s, 3H, CH₃-imidazole), 4.34 (t, 2H, CH₂NH), 7.35 (d, 1H, H₅-imidazole; J = 2 Hz), 7.55 (dd, 1H, H₇-quinoline; J_{7,8} = 8.4 Hz, J_{5,7} = 2 Hz), 7.62 (d, 1H, H₄-imidazole, J = 2 Hz), 7.65 (s, 1H, H₅-quinoline), 7.78 (d, 1H, H₈-quinoline, J_{7,8} = 8.4 Hz), 7.96 (s, 1H, H₃-quinoline); ms: m/z (%) 251 (8), 237 (100), 224 (70), 184 (18), 99 (10), 86 (95), 58 (10).

Anal. Calcd. for C₂₀H₂₇N₅: C, 71.22; H, 8.01; N, 20.77. Found: C, 71.15; H, 8.21; N, 20.54.

Acknowledgment

This research was partially supported by a grant from IOCD.

REFERENCES AND NOTES

* To whom correspondence should be addressed. This work was a part of M. Khazan's dissertation for the Ph.D. degree.

- [1] A. Kar, *J. Pharm. Sci.*, **72**, 1082 (1983).
- [2] M. C. Dubroeuq, G. Lefur and C. Renault, *European Patent Appl Ep.*, 112,776 (1984); *Chem. Abstr.*, **101**, 191716z (1984).
- [3] G. J. Atwell, C. D. Bos, B. C. Baguley and W. A. Denny, *J. Med. Chem.*, **31**, 1048 (1988).
- [4] R. Medvecky, M. Hornackova and Z. Odlerova, *Acta Fac. Pharm. Univ. Comeniana*, **43**, 15 (1991); *Chem. Abstr.*, **115**, 228126z (1991).
- [5] A. Shafiee, I. Lalezari, S. Yazdani and A. Pournorouz, *J. Pharm. Sci.*, **62**, 839 (1973).
- [6] A. Shafiee, I. Lalezari, S. Yazdani, F. M. Shahbazian and T. Partovi, *J. Pharm. Sci.*, **65**, 304 (1976).
- [7] F. Ghabgharan, H. Kooshkabadi, M. Emami, A. Rashidbaigi and A. Shafiee, *J. Pharm. Sci.*, **65**, 1085 (1976).
- [8] A. Shafiee, F. Savabi, A. Rezvani, M. Farrokhsiar and A. Khoyi, *J. Pharm. Sci.*, **67**, 125 (1978).
- [9] L. Streckowski, J. L. Mokrosz, V. A. Honkan, A. Czarny, M. T. Cegla and R. L. Wydra, S. E. Patterson and R. F. Schinzi, *J. Med. Chem.*, **34**, 1739 (1991).
- [10] W. E. Wolff, *Burger's Medicinal Chemistry: Antimalarials*, 4th Ed, Part II, John Wiley and Sons, New York, 1979, pp 333-415.
- [11] A. Shafiee, K. Parang, M. Khazan and F. Ghasemian, *J. Heterocyclic Chem.*, **29**, 1859 (1992).
- [12] A. Shafiee, N. Tavasoli, K. H. Abdolahnegat and F. Kamal, *J. Sci. I. R. Iran*, **4**, 118 (1993).
- [13] A. Shafiee, H. Rezaeifar, and R. Miri, *J. Sci. I. R. Iran*, **6**, 25 (1995).
- [14] J. Fillipi, *Bull. Soc. Chim. France*, 268 (1968).
- [15] D. S. Noyce and G. T. Stowe, *J. Org. Chem.*, **38**, 3762 (1973).
- [16] G. J. Atwell, B. C. Baguley and W. A. Denny, *J. Med. Chem.*, **32**, 396 (1989).
- [17] P. A. S. Smith, *Org. React.*, **3**, 337 (1946).
- [18] E. S. Wallis and J. F. Lane, *Org. React.*, **3**, 267 (1946).
- [19] W. Lossen, *Liebigs Ann. Chem.*, **161**, 347 (1872).
- [20] H. Wolff, *Org. React.*, **3**, 307 (1946).
- [21] R. G. Wallace, J. M. Barker and M. L. Wood, *Synthesis*, 1143 (1990).
- [22] P. A. S. Smith, *Org. React.*, **3**, 387 (1946).
- [23] J. C. Craig, H. N. Bhargava, T. Everhart, B. Labelle, U. Ohnsorge and R. V. Webster, *J. Org. Chem.*, **53**, 1167 (1988).
- [24] L. Streckowski, R. L. Wydra, M. T. Cegla, A. Czarny, D. B. Harden, S. E. Patterson, M. A. Battiste and J. M. Coxon, *J. Org. Chem.*, **55**, 4777 (1990).
- [25] J. Berlot and J. Renault, *Bull. Soc. Chim. France*, 2860 (1973).
- [26] D. H. Davies, J. Hall, and E. H. Smith, *J. Chem. Soc., Perkin Trans. 1*, 2691 (1991).